

A woman with dark hair, wearing a blue dress with a red and green floral pattern, is holding a white mug with both hands. She is looking slightly to the right with a gentle smile. The background is dark and out of focus.

**turn**  
**2US**

# The **Turn2us** Tea Party

# We are delighted

that you're joining us in the fight against financial insecurity, and poverty.

Get baking, have fun (and plenty of cake) and raise some money for Turn2us. By hosting your own Turn2us Tea Party, you are helping people meet their basic needs, such as putting food on their tables, or heating their homes.



If you sold 20 cakes at £2 each you could help 5 people access financial support through Turn2us' helpline when facing financial hardship.



If you raise £50 you could help a family pay their rising utility costs for an entire week.



If you raise £100 you could support a family to buy a new cooker so they can feed their children



**Our friendly fundraising team is here to help!**

If you have any questions about your Turn2us Tea Party, contact us at [fundraising@turn2us.org.uk](mailto:fundraising@turn2us.org.uk) or on 020 8834 9271.

# feeling fruity...

## Easy lemon cake

175g butter, softened

175g caster sugar

3 eggs

175g self-raising flour

2 lemons

Two 20cm Sandwich Tins

Baking Paper

1. Preheat the oven to 180°C (gas mark 4). Grease two 20cm sandwich tins and line with baking paper.
2. Cream butter and sugar in a bowl together. Beat the eggs and add to the bowl, then sift in the flour gradually. Finely grate the zest from the 2 lemons into the bowl, and squeeze 1tbsp lemon juice and add.
3. Beat the mixture together for about two minutes, until the mixture is light and fluffy. Spoon into the tins and spread level. Bake for 30-35 minutes, and leave to cool in the tins for 10mins. Turn out onto wire rack and cool completely.
4. Use recipe on following page to make icing filling, adding 1tbsp of lemon juice to the mixture.



If you sold 20 cakes at £2 each you could help 5 people access financial support through Turn2us' helpline when facing financial hardship.

# the icing on the cake

These recipes makes enough icing for 12 standard size cupcakes or 18 - 24 mini cupcakes.

## Glacé icing

250-350g icing sugar

2-4 tbsp water

### Food colouring

1. Sift the icing sugar into a bowl and beat in the water one tablespoon at a time.

Add more or less water to change consistency of icing.

2. Add food colouring to the icing.
3. Decorate your cakes. Easy peasy!

---

## Buttercream

175g butter, softened

350g icing sugar

3 tbsp boiling water

Few drops of vanilla extract

(4 tbsp of cocoa for chocolate buttercream)

1. Beat the butter in a bowl.
2. Add the icing sugar, boiling water and vanilla extract, and beat until the icing is smooth. If making chocolate buttercream, also beat in the cocoa powder.



**Buttercream is best made just before it is going to be used, but if you do need to make it in advance, press a sheet of cling film against the surface of the icing and cover the bowl in a damp cloth. This will prevent the icing from crusting.**

# Cake flags

## You will need

Printer

A4 paper or card




Scissors

Glue or tape

Cocktail Sticks


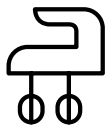
A pen

1. Print this page out as many times as needed.
2. Cut along the dashed lines and fold along the dotted lines.
3. Fill in the price of the cake and note down any allergens that it contains.
4. Glue or tape your flags to the cocktail sticks and place in your cakes.



# I'm hosting a Turn2us Tea Party

to help fight uk poverty



## You're invited!

Where .....

.....

.....

When .....

1. Print this page out as many times as needed.
2. Cut along the dashed lines and then fold along the dotted line.
3. Place your string along the top of the bunting above the fold. Then glue or tape down the flap. Repeat as many times as necessary.
4. Hang your bunting up!

## You will need


Printer

A4 paper or card

Scissors

Glue or tape

String

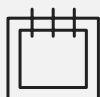


# Getting started



## Choose a venue

There are plenty of options when it comes to choosing your venue. Pubs and social clubs are great places to host your tea party, or you could keep it closer to home and have it at your house or workplace.



## Pick a date

Choose your date carefully - make sure you are aware of any major sporting events & school holidays so that you can work around them or incorporate them into your event.



## Get everyone involved

Make sure you get your family, friends and colleagues involved. Making a Facebook event is a great way of inviting everyone along and making sure they have all the information they need.

Put posters up in and around the venue and your local community.






# Recipe for success



## No cash? No problem

Set up an fundraising page so that people can donate online and from their phones. You can set up your fundraising page [here](#).



## Hold a raffle

Boost your fundraising by organising a raffle as part of your tea party. Contact local businesses and friends for donations of items to raffle off. Sell tickets in advance so that people who can't make it on the day can still be part of the fun.



## Shout about it

Make sure you tell everyone you know about your tea party. Social media can be a great way of letting people know what you are up to; create a Facebook event page to easily invite people to join the fun. You will also find a poster in the back of this pack to put up everywhere you can think of!



Don't forget to let us know about your Turn2us Tea Party!  
You can contact us via email or social media.

# Once you have held your party

## It's easy to pay your money in



### Cheque or postal order

Please send your cheque and postal orders made out to 'Turn2us', along with the donations form included at the end of this pack, and your sponsorship form if you used on, to:

**The Fundraising Team - Turn2us**  
**Hythe House, 200 Shepherds Bush Road,**  
**London W6 7NL**



### Online

You can pay money directly at: [turn2us.org.uk/Support-Us/Donate](https://turn2us.org.uk/Support-Us/Donate) or you can make a bank transfer or BACS payment. Contact us via the details at the bottom of the page and we'll provide you with our bank details.

## JustGiving™

### Fundraising page

If you set up an online fundraising page, your donations will automatically be sent to us. You can set up your fundraising page [here](#).

*giftaid it*

### Gift Aid!

Gift Aid is a really simple and easy way to make your support and donations go further. For every £1 that your supporters donate (provide they are paying tax at the time of their donation), HMRC will give us an extra 25p at absolutely zero cost to them.

If every supporter who qualifies agrees to Gift Aid their donation, you will be able to raise even more money to support people living in poverty in the UK. So please make sure that all your supporters tick the Gift Aid box on your sponsorship form and include their full name and address.



# Thank you for hosting a Turn2us Tea Party for those facing financial hardship!

Turn2us  
Hythe House,  
200 Shepherd's Bush Road,  
London  
W6 7NL  
020 8834 9265

[fundraising@turn2us.org.uk](mailto:fundraising@turn2us.org.uk)  
[www.turn2us.org.uk](http://www.turn2us.org.uk)

 Turn2us\_org

 Turn2us

Turn2us is a trading name for Elizabeth Finn Care. Elizabeth Finn Care is a charity registered in England and Wales. No: 207812; and in Scotland. No: SCO40987

Registered with



FUNDRAISING  
REGULATOR